


Steps Immediately Following Disaster

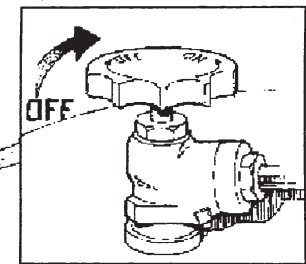
(Print document and keep under your bed)

AT HOME...


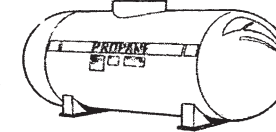
- Step 1. **Take care of your loved ones.**
- Step 2. **Protect your head, feet and hands.** A bicycle helmet or hard hat protects from falling debris. Having sturdy shoes to protect from broken glass along with a flashlight, crowbar and leather gloves are important.
- Step 3. **Check the propane at your home.** Shut off if necessary. This is one of the best ways to prevent fire.
- Step 4. **Shut off water at the house main** to trap water in your home and to keep pollutants out of possible drinking water, like that in your water heater.
- Step 5. **Place the Help or OK sign** on your front door, a window or garage door. Posting the sign helps your neighbors locate those who need help first.
- Step 6. **Put your fire extinguisher on the sidewalk** or where neighbors can use it, if necessary.



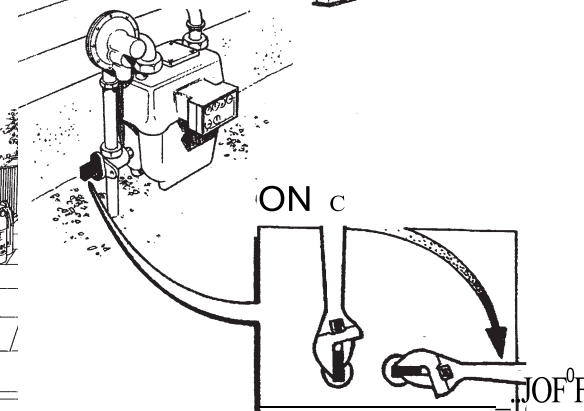
Step 2: Keep these under your bed.



Step 3



step 6



WITH NEIGHBORS ...

Step 7. Go to the Neighborhood Gathering Site

Write your Neighborhood Gathering Site location here:


Step 8. Form Teams at the Neighborhood Gathering Site:

- Team 1 will monitor Port Ludlow Communication Center, Jefferson County EOC, the Emergency Alert System (AM/FM radio), and/or NOAA Weather Radio -and keep neighbors informed of what they learn.

- Team 2 will check on neighbors who are elderly, those with disability, or children who may be home alone.

- Team 3 will check all propane tanks and shut off the gas as necessary if hissing or dislocation of service is observed.

- Team 4 will check on all homes with the "Help" card displayed on the front door or window, or with no card showing. Be prepared to give first aid. Trust your instincts. If something feels unsafe, stay out.



Step 9: **Block Captains Only** – Survey your Response Area and report results to the Communication Center via FRS/GMRS radio.



BEFORE DISASTER:

Put two bandaids in this booklet.

AFTER DISASTER:

Use bandaids to affix this sign where it is most visible from street.
(Garage door, front door, or front window.)

HELP